

# Router Parental Controls

- Log into your internet provider account
- Follow the link to parental controls
- Set the filter levels
- Allow or block any specific webpages
- Set any timings which suit your family

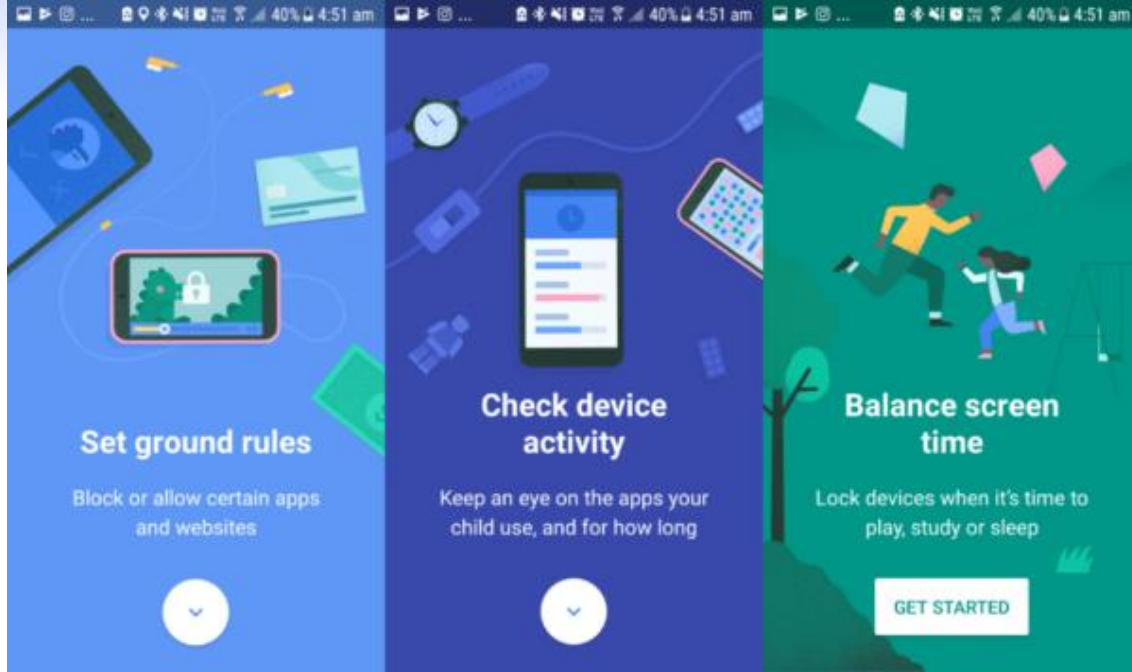
# Parental Supervision

<https://families.google.com/families>

Guide them to good content

Set screen time and limits

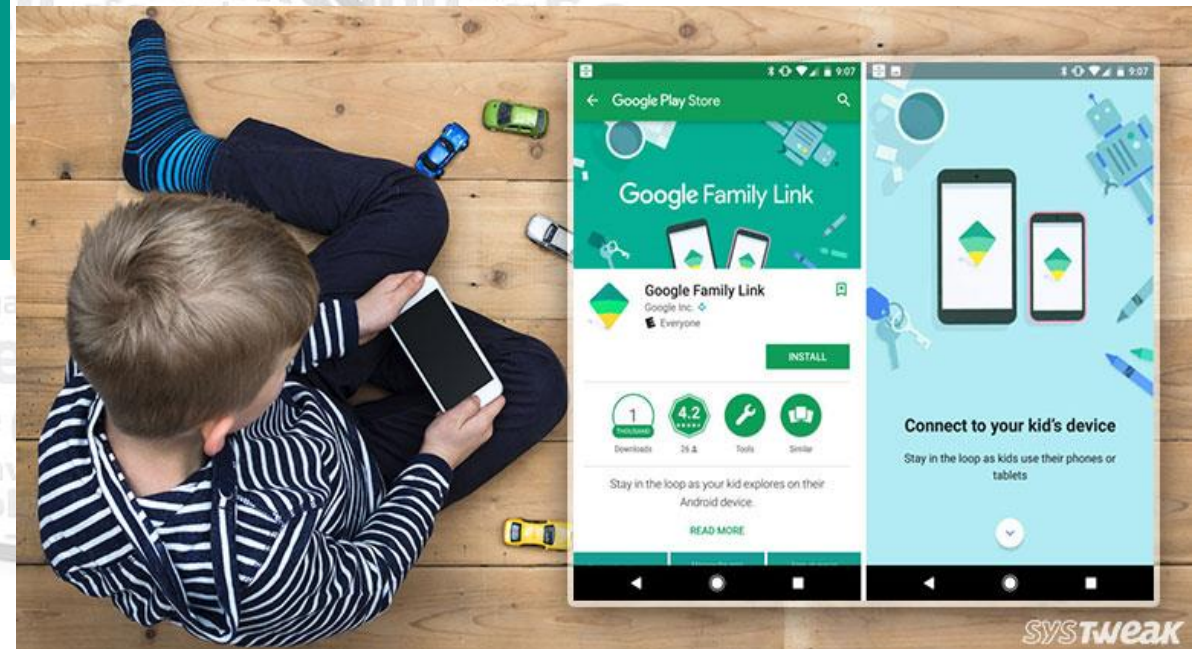
See where they are



Lock their device

Manage their apps

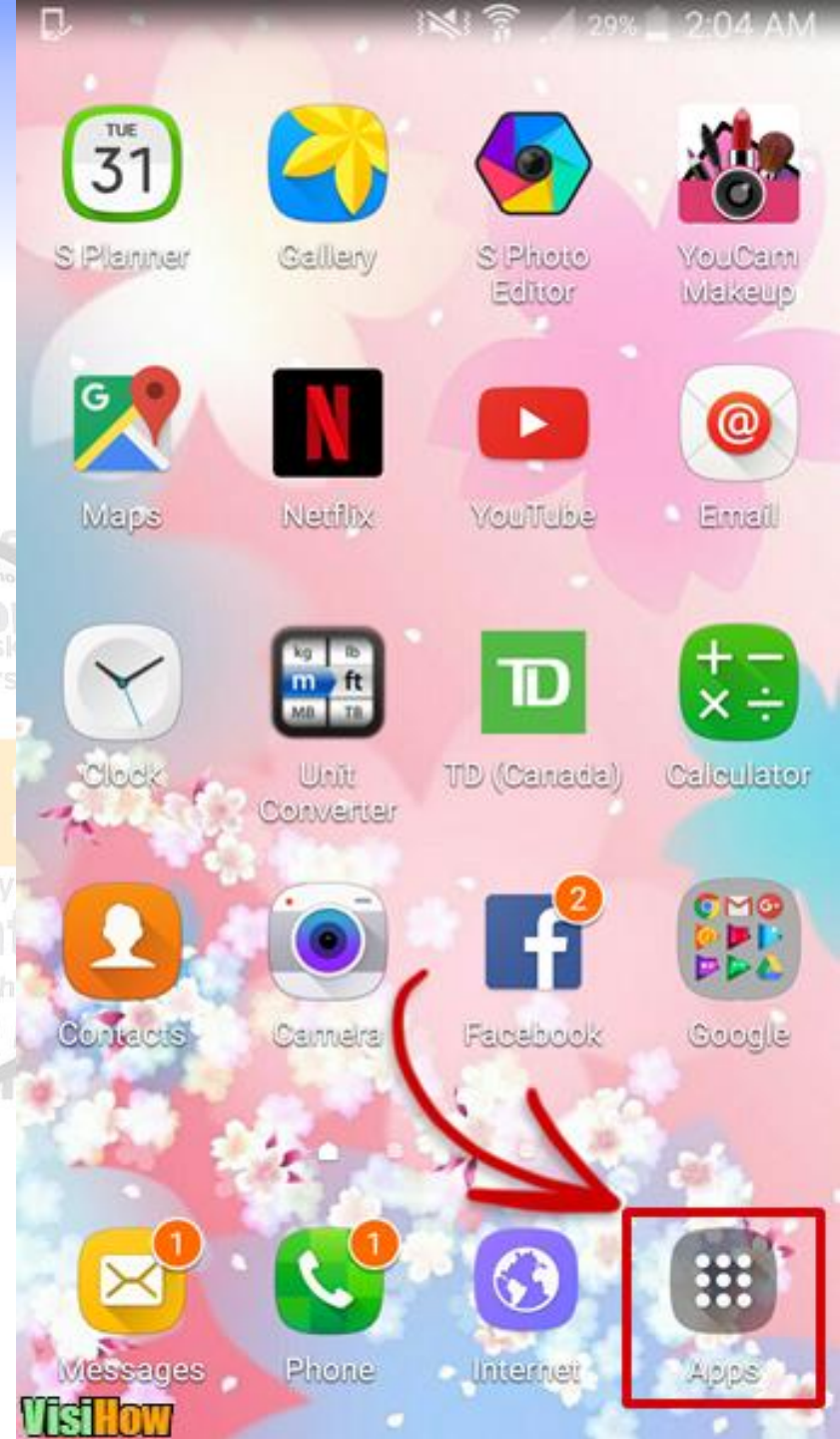
Feed their curiosity



# Solution

**Android**

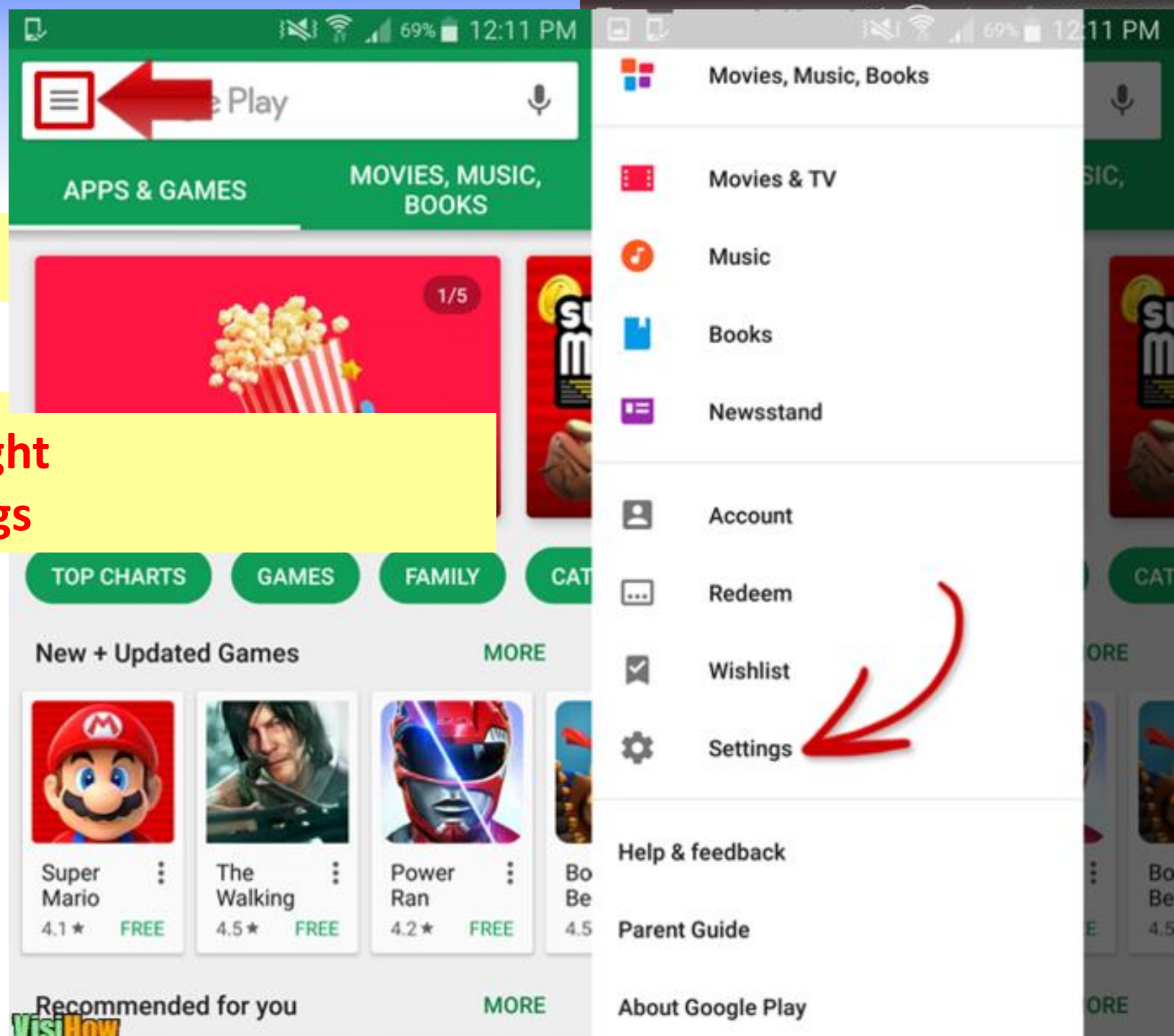
- 1) Home screen, tap "Apps"
- 2) Locate and tap "Play Store"



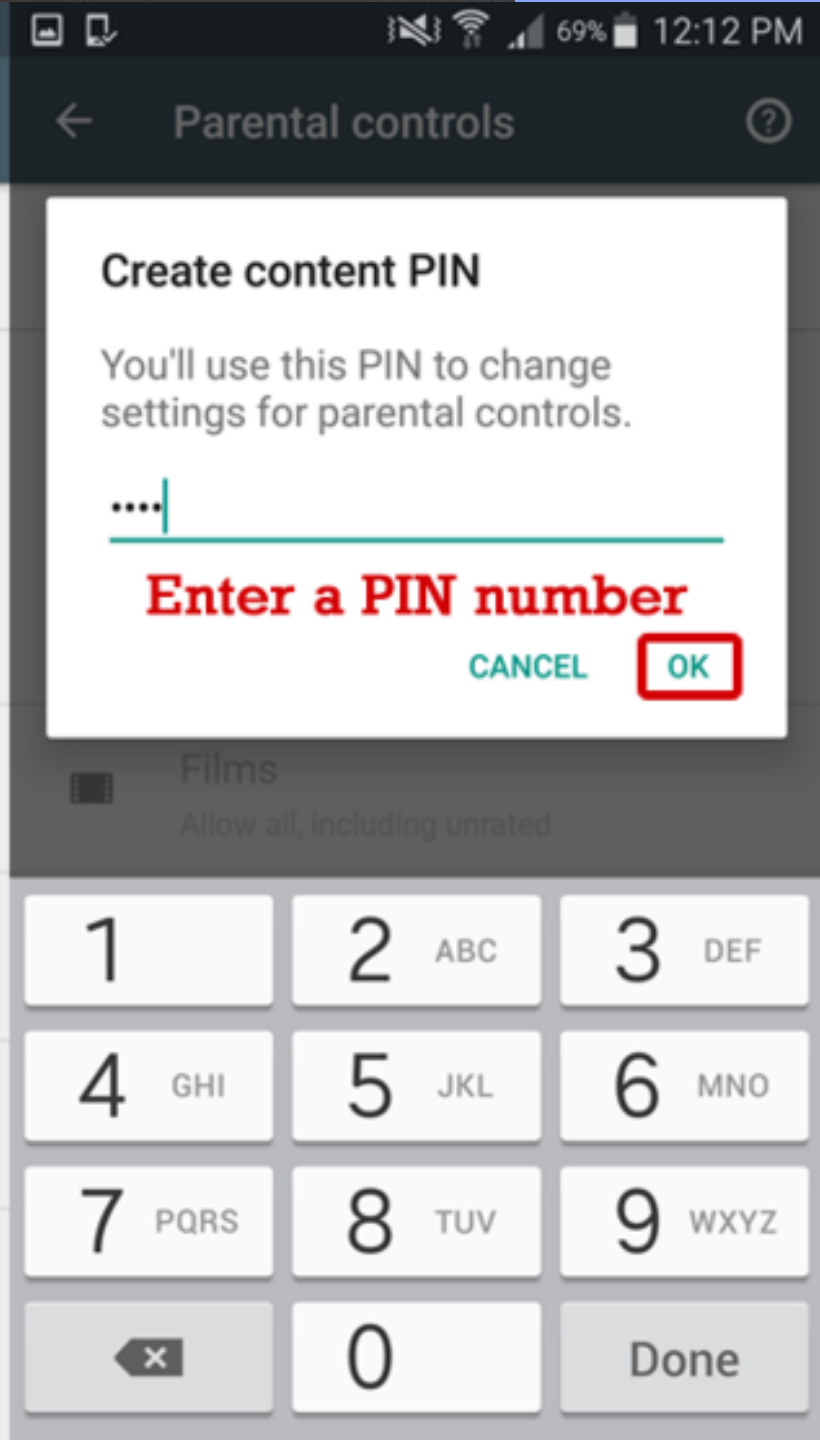
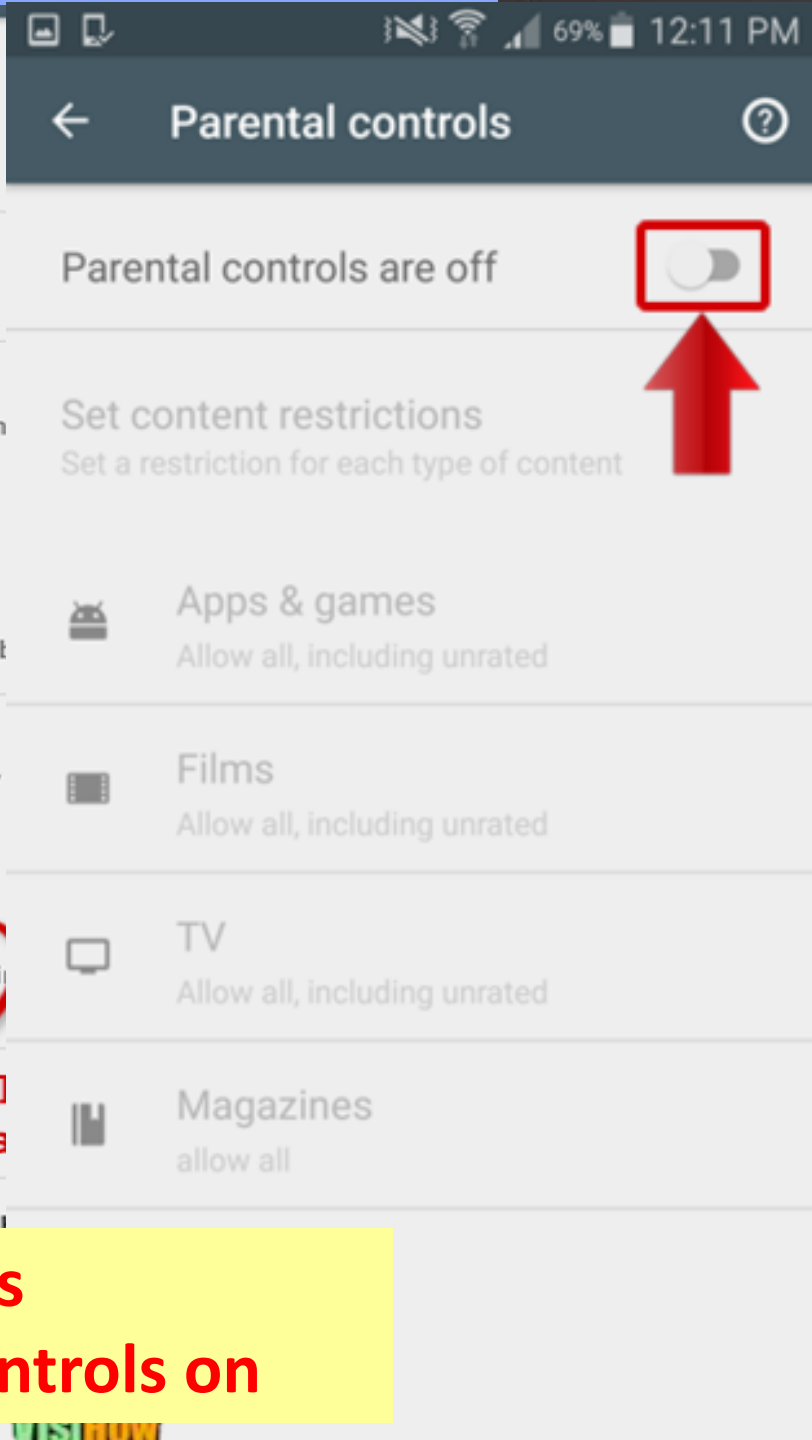
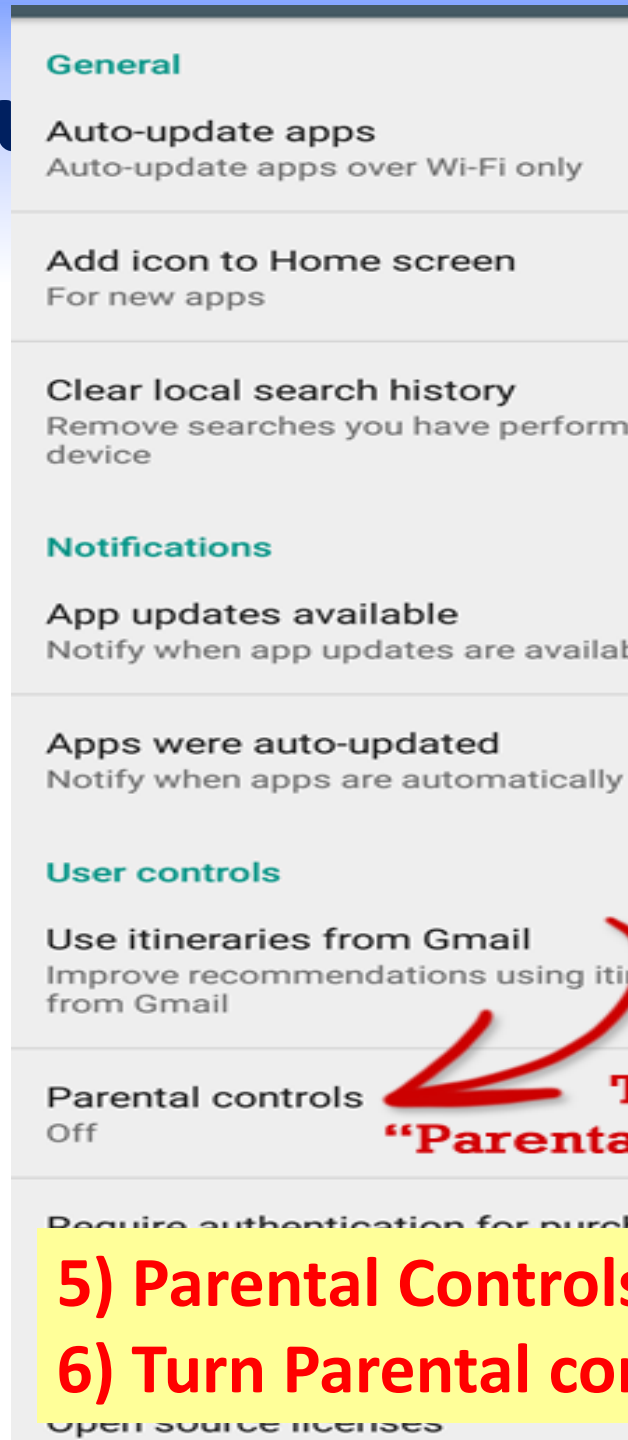


# Solution

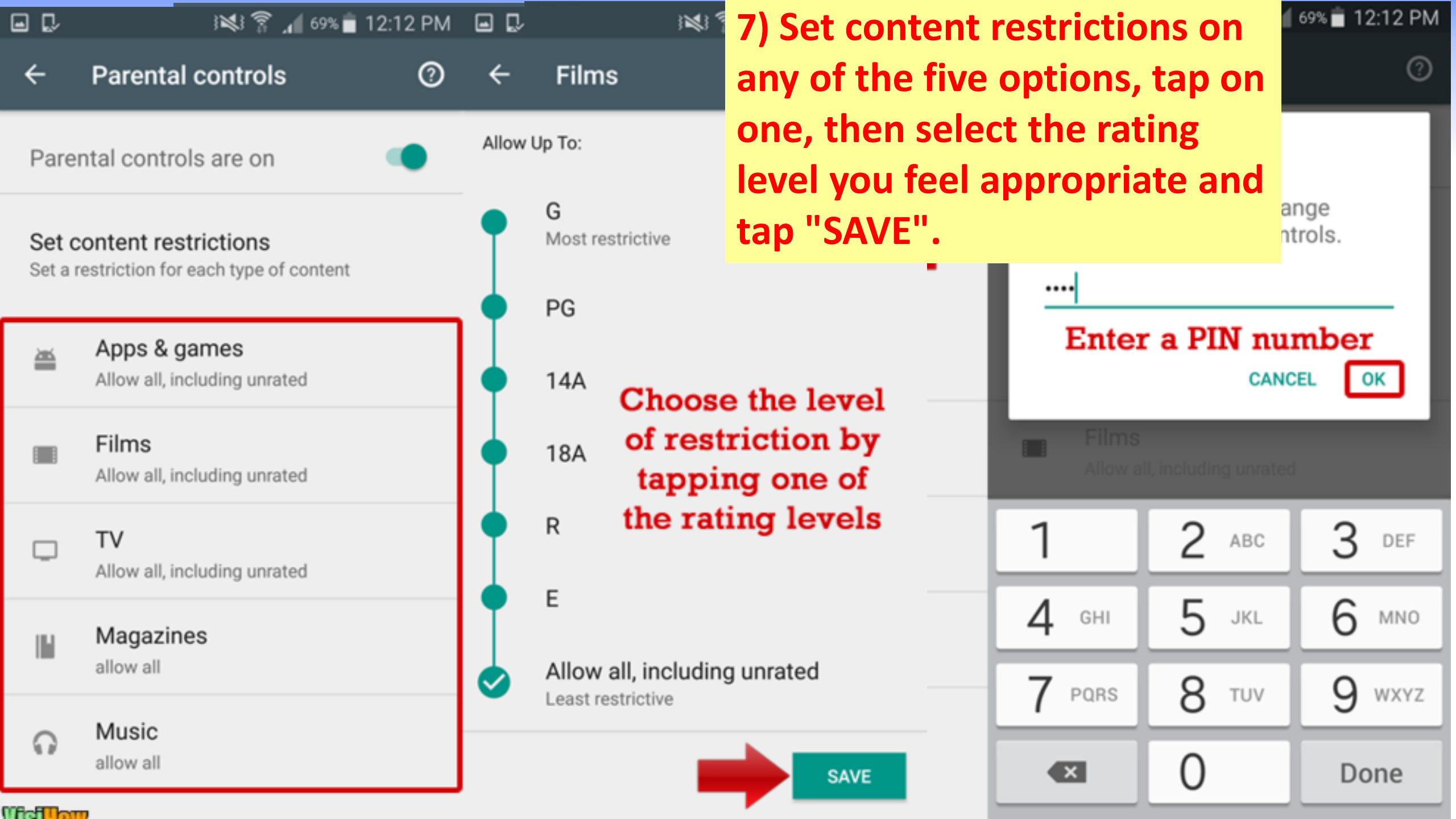
- 3) Top right
- 4) Settings



Solu



- 5) Parental Controls
- 6) Turn Parental controls on



7) Set content restrictions on any of the five options, tap on one, then select the rating level you feel appropriate and tap "SAVE".

Choose the level of restriction by tapping one of the rating levels

SAVE

Enter a PIN number  
CANCEL OK

1 2 ABC 3 DEF  
4 GHI 5 JKL 6 MNO  
7 PQRS 8 TUV 9 WXYZ  
0 Done

# Solution - Safe Search



## Turn SafeSearch on or off

1. Go to [Search Settings](#) .
2. Under "SafeSearch filters," check or uncheck the box next to "Turn on SafeSearch."
3. At the bottom of the page, select **Save**.

# Solution - Safe Search



## Search Settings

---

### Search results

Languages

Help

### Safe Search Filters

Turning on SafeSearch helps hide explicit content, like pornography. SafeSearch preferences may be set by your device or network administrator. If you can't turn it off, check with the administrator of your network or device.

Turn on SafeSearch [Learn more](#)



# Be in control

## Lock camera and microphone

1. Right-click the Start button.
2. Click Device Manager.
3. Click the dropdown arrow next to Imaging devices.
4. Right-click Integrated **Camera** — note that this could change depending on the hardware in your **laptop**.
5. Click **Disable**.
6. Click Yes.

# Be in control

what3words



They divided the world into 3 metre squares and gave each square a unique combination of three words.

# Be in control

## Google Location History

### Android

- 1) Settings
- 2) Location
- 3) Google Location History
- 4) Manage Activity
- 5) Select date

### iphone

- 1) Settings
- 2) Privacy
- 3) Location services
- 4) System Services
- 5) Frequent locations OR  
Significant locations
- 6) History

# Be in control

## Find my phone

**Android**

- 1) Settings
- 2) Biometrics & Security
- 3) Find my phone
- 4) Send last location

**iphone**

- 1) Click Apple ID at top
- 2) iCloud
- 3) Find my iPhone



# Be in control

## Screen Time

### Android

- 1) Settings
- 2) Device care
- 3) Battery
- 4) Battery usage

### iphone

- 1) Settings
- 2) Screen time
- 3) Tap Turn on Screen Time
- 4) Tap Continue
- 5) Select this is my device



# Be in control

## Advertising

### Android

- 1) Settings
- 2) Google
- 3) Ads
- 4) Opt out of Ads personalisation

### iphone

- 1) Settings
- 2) Privacy
- 3) Advertising
- 4) Limit ad tracking

**They won't use your personal info to deliver them**

# Settings

- Crackle >
- fring >
- Instagram >
- Netflix >
- Nike + iPod >
- NYTimes >
- RedLaser >
- ShopSavvy >
- Siri >

## App Permissions

iphone

- 1) Settings
- 2) Scroll up to Apps



# App permissions

- Body sensors  
1 of 3 apps allowed
- Calendar  
9 of 22 apps allowed
- Call logs  
7 of 9 apps allowed
- Camera  
14 of 65 apps allowed**
- Contacts  
28 of 80 apps allowed
- Location  
27 of 81 apps allowed
- Microphone  
15 of 42 apps allowed
- SMS  
11 of 19 apps allowed

# Camera permissions

- Chrome
- Contacts
- Drive
- Dropbox
- eBay
- Email
- Excel
- Facebook
- Firefox
- Flashlight
- Friend Locator

# Apps

All (211)

- Flashli  
20.94 MB
- Adbloc  
8.22 MB
- AgeBlock  
28.29 MB
- Air command  
22.01 MB
- Always On Display  
25.08 MB
- Amazon Alexa  
299 MB  
Auto disabled
- Amazon Assistant  
39.03 MB

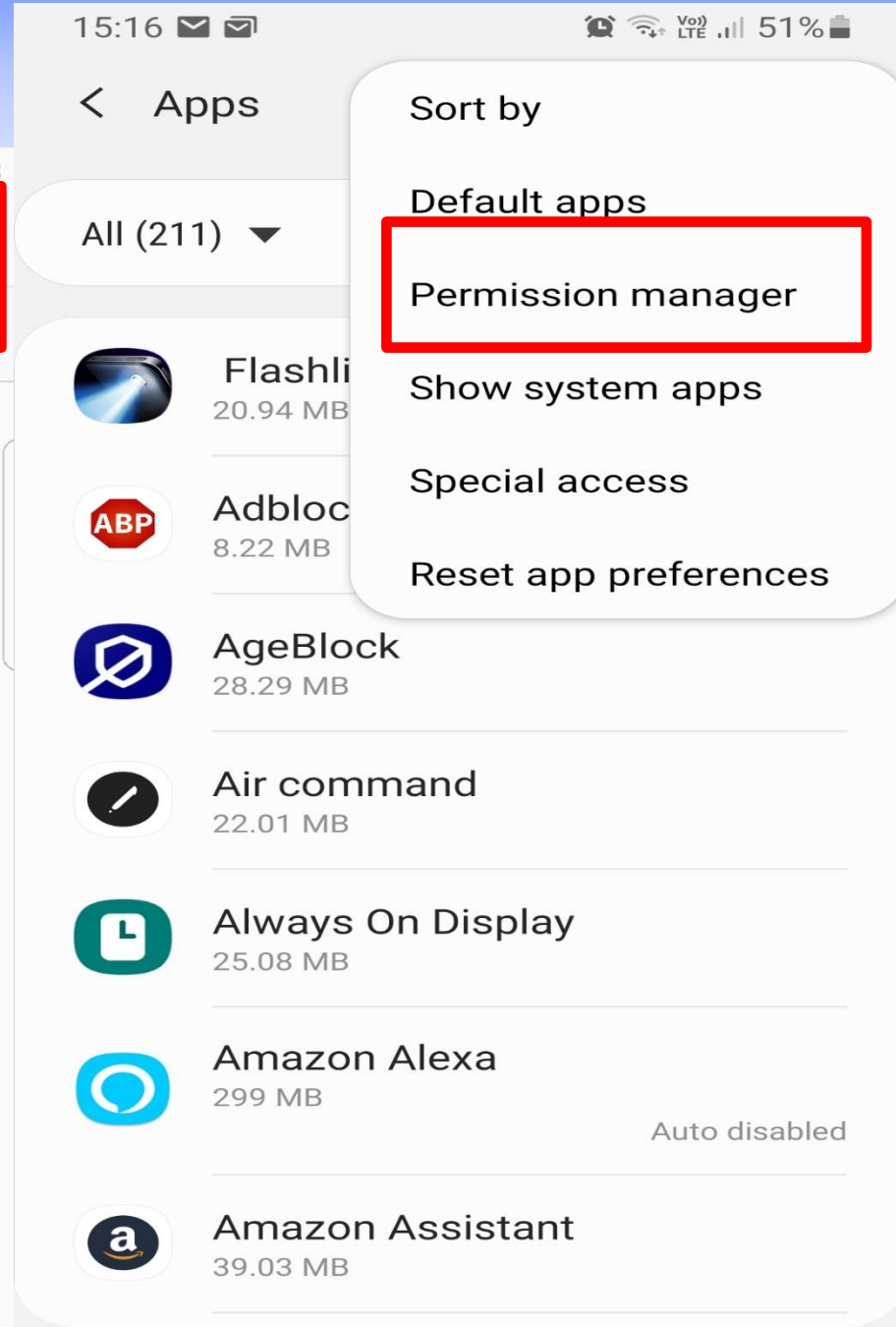

- Sort by
- Default apps
- Permission manager**
- Show system apps
- Special access
- Reset app preferences

# App Permissions

Android

1) Settings

2) Apps



# App permissions

- Body sensors  
1 of 3 apps allowed
- Calendar  
9 of 22 apps allowed
- Call logs  
7 of 9 apps allowed
- Camera  
14 of 65 apps allowed**
- Contacts  
28 of 80 apps allowed
- Location  
27 of 81 apps allowed
- Microphone  
15 of 42 apps allowed
- SMS  
11 of 19 apps allowed

# Camera permissions

- Chrome
- Contacts
- Drive
- Dropbox
- eBay
- Email
- Excel
- Facebook
- Firefox
- Flashlight
- Friend Locator

# Apps

All (211)

- Flashli  
20.94 MB
- Adbloc  
8.22 MB
- AgeBlock  
28.29 MB
- Air command  
22.01 MB
- Always On Display  
25.08 MB
- Amazon Alexa  
299 MB  
Auto disabled
- Amazon Assistant  
39.03 MB

- Sort by
- Default apps
- Permission manager**
- Show system apps
- Special access
- Reset app preferences



# Useful resources



# Remember if it goes wrong.....



KEEP CALM

BE SUPPORTIVE

AND REASSURE

**They may need your help!!**

**Sharon Girling**

**[sharon.girling@girlinghughes.com](mailto:sharon.girling@girlinghughes.com)**

