

Parent Forum

2019-20



Parent Forum 17.9.19

4.00pm	Refreshments and post-it note activity	
4.05pm	Welcome	Amy Pearce, Assistant Principal
4.10pm	<p>Short updates with discussion time to feedback on key information shared as follows:</p> <p>Ivybridge Community College Communication strategy</p> <p>PACE updates</p> <p>KITE</p> <p>Homework and <u>Epraise</u></p>	<p>Gill Taylor, Deputy Principal</p> <p>David Clift, Associate Leader</p> <p>Kelly Olive, Associate Deputy Principal</p> <p>Dominic Fenton, Assistant Principal</p> <p>Sarah Broom, Associate Leader</p>
4.50pm	Conclusion	Amy Pearce



KITE Programme

Years 7-11

Knowing
Interleaving
Testing
Exceeding

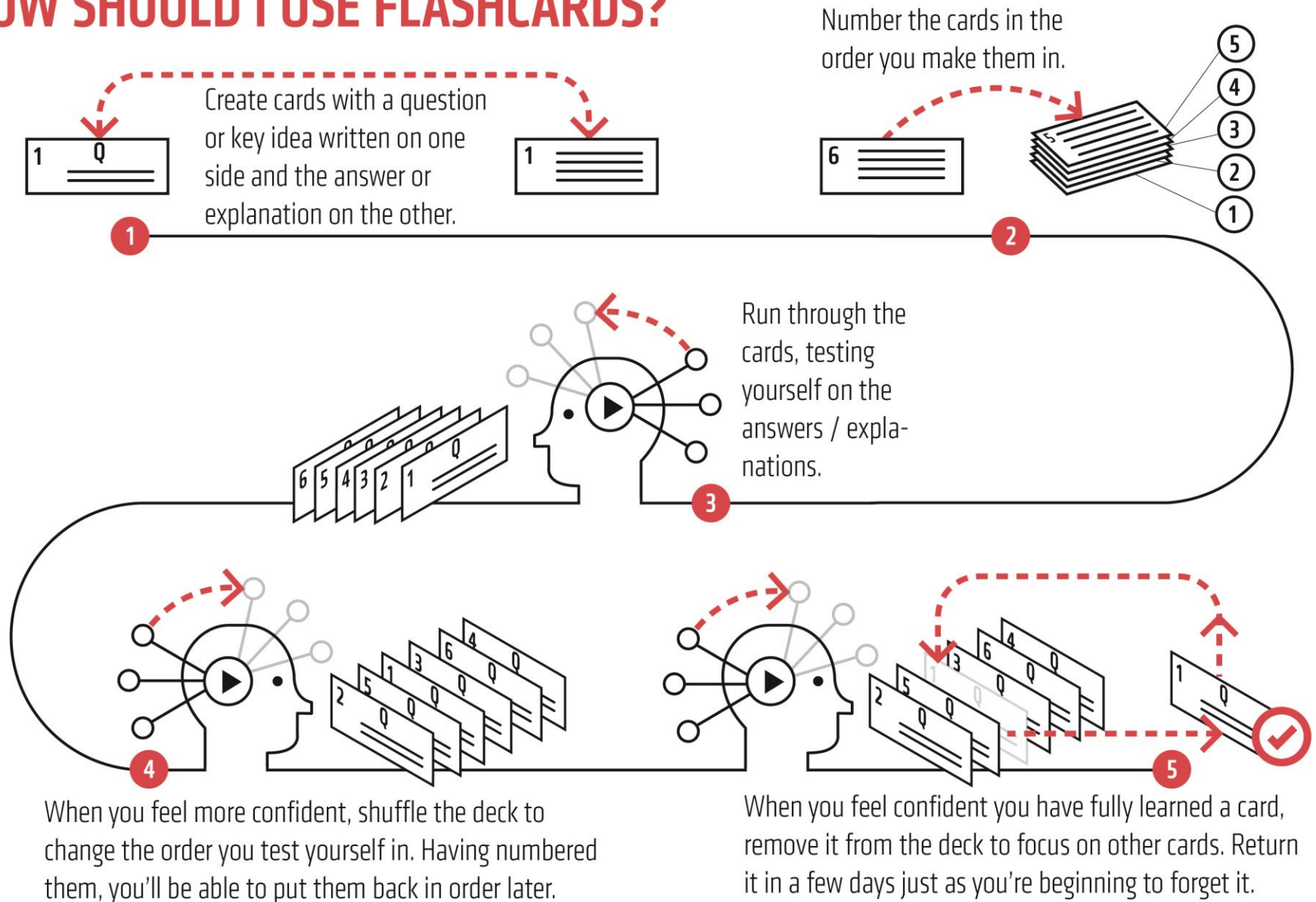


- The recently reformed curriculum has a much greater need for students to learn, recall and retrieve knowledge.
- The KITE booklet contains the **basic** knowledge they are expected to learn this year in each subject. Students will learn how to put this in context and how to apply it through lessons.
- During tutor time, students will be shown techniques to help them learn and remember this knowledge. Time will be devoted to creating revision resources and for low-stakes testing on the material during tutor time.
- So far we have explored cue cards and cumulative quizzing.

- The KITE booklets will also be used as part of the home learning in each subject and it is expected that students use their KITE booklets at home to self-quiz and to create flash cards and mind maps to help them remember this knowledge, use it in context and create connections.
- Please support your child in using their KITE booklet at home.




HOW SHOULD I USE FLASHCARDS?



How-to [Video](#)

HOW SHOULD I DO CUMULATIVE QUIZZING?

Study a topic and add a question or two to your quiz based on what you have learned.



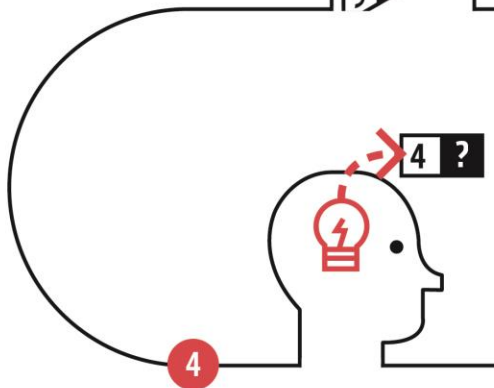
Write down the answer somewhere hidden e.g. on the back of the page.



The next time you are about to study, take out your cumulative quiz and test yourself on all of the questions you have written previously.

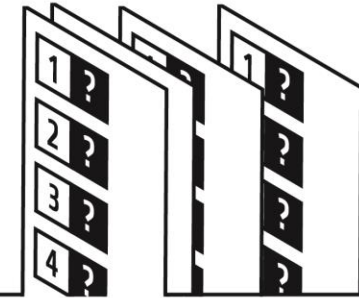


3



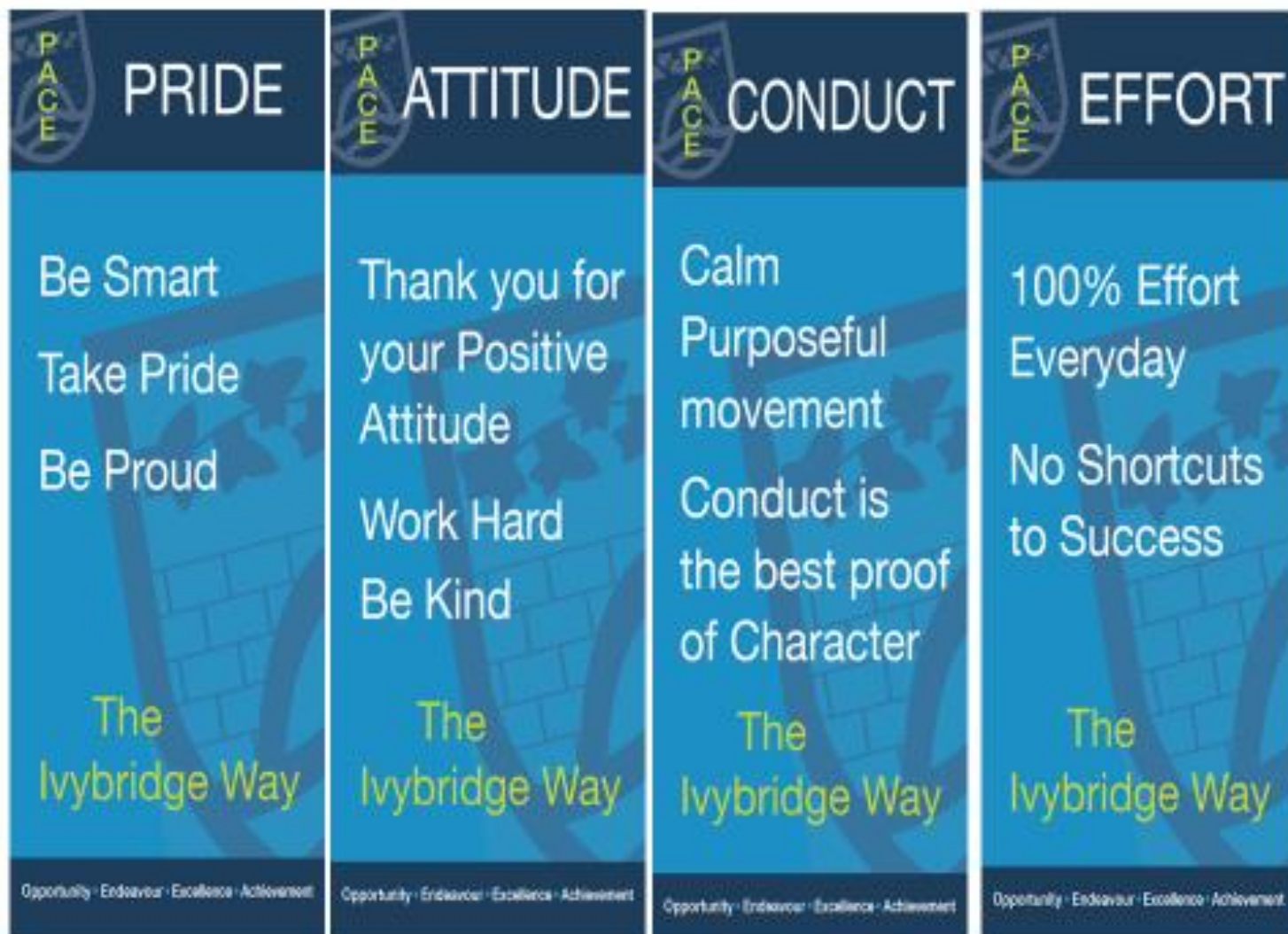
Add a question each time you finish studying the next section of a topic.

Answer all of the questions that are building up each and every time, before you study fresh material. The list will get longer, but answering the questions will get easier.



5

How-to [Video](#)



PACE 2019-20



Pride in Presentation
Attitude to Learning
Conduct
Effort

- Same day LCD's. This will help ensure consequences are followed up swiftly and students can learn from their actions without delay.
- In striving for high expectations, we are encouraging students to take responsibility for their actions which means they should attend the consequence set. Failure to do so will result in an escalation of the consequence.
 - Restorative approach to supporting students conduct.



- As a college will continue to use E Praise to acknowledge students achievements in the four key areas of PACE.
- Parents/Carers can check regularly to monitor students achievements and monitor homework.

Tutor Award



30 Points

Assistant HOY Award



50 Points

Head Of Year Award



80 Points



Pride in Presentation
Attitude to Learning
Conduct
Effort

Assistant Principal Award



150 - Bronze

Deputy Principal Award



200 - Silver

Principal



250 - Gold

Opportunity • Endeavour • Excellence • Achievement at Ivybridge

Home Learning Strategy

September 2019
Ivybridge Community College

Home Learning

The purpose of Home Learning at Ivybridge Community College:

- To provide opportunities for students to **explore and develop their subject passions** and interests through home learning that supports and enhances the curriculum.
- To support student endeavour through establishing routine **independent learning habits** and use of **effective revision strategies**.
- To promote student excellence by developing subject specific **academic competencies and practical skills**.
- To enable outstanding achievement by supporting students to develop detailed **subject knowledge** and enhanced **academic literacy**.

Home Learning Strands

There are two strands of home learning at Ivybridge Community College:

Subject Specific Home Learning:

Subject set tasks linked to the curriculum.

Guided Independent Home Learning:

Review of classwork and learning of core knowledge.

Students will be taught specific strategies to be used during guided independent learning time, linked to the learning and self-testing of core knowledge from the subject K.I.T.E booklets.



–Home Learning Programme–


Years 7 and 8

There are 2 strands of Home Learning at Ivybridge Community College:

- ~ Subject specific Home Learning
- ~ Guided Independent Learning

The College operates a two week timetable and consequently over this period, students should receive the following amount of Home Learning:


1 hour subject specific and
20 minutes Independent Learning
[KITE booklets]



40 minutes subject specific and
20 minutes Independent Learning
[KITE booklets]



20 minutes subject specific and 20 minutes Independent Learning
[KITE booklets]


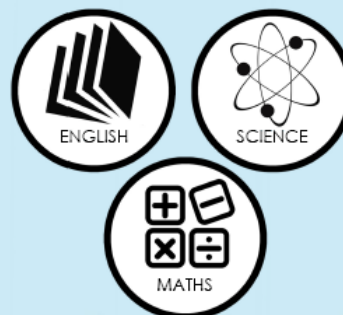


–Home Learning Programme–

Years 9,10 and 11

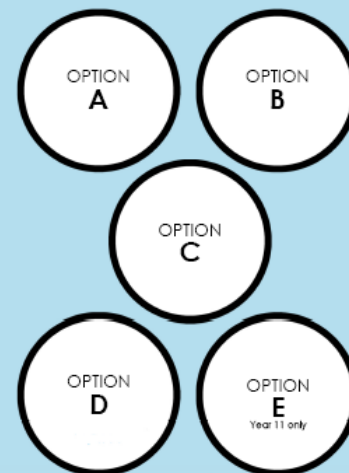
CORE SUBJECTS

2 hour subject specific and
30 minutes Independent Learning
[KITE booklets and wider revision]



OPTION SUBJECTS

1 hour subject specific and
30 minutes Independent Learning
[KITE booklets and wider revision]



Expectations for the completion of Home Learning :

Students should ensure that they take responsibility for the following:

- Recording Home Learning accurately in the Learning Journal
- Accessing E-Praise notifications from teachers about Home Learning
- Making time to complete Home Learning
- Creating and following a Home Learning schedule to establish a weekly routine
- Completing all Home Learning to a high standard within the time frame given
- Catching up with Home Learning if missed during absence
- Seeking additional guidance and support with Home Learning where necessary
- Adhering to sanctions issued if Home Learning is not completed without good reason

Home Learning: GCSE (Years 9,10 and 11)



Learning of core knowledge from your KITE booklets makes up some of your Guided Independent Learning time. Other Independent Learning tasks done in addition to KITE learning and subject specific Home Learning may include:

- Reviewing and improving classwork
- Acting on teacher feedback
- Carrying out wider research into a topic or subject
- Watching a documentary/ performance etc. linked to your subjects
- Producing and using your own revision materials
- Completing practice exam questions and past papers
- Practising and developing practical skills

The time guidance for Home Learning is the minimum expectation. There will be times throughout the GCSE courses when students will be expected to complete more Home Learning in specific subjects in preparation for assignment deadlines, practical assessments and exams.

Expectations for the completion of Home Learning

Expectations for the completion of Home Learning :

Students should ensure that they take responsibility for the following:

- Recording Home Learning accurately in the Learning Journal
- Accessing E-Praise notifications from teachers about Home Learning
- Making time to complete Home Learning
- Creating and following a Home Learning schedule to establish a weekly routine
- Completing all Home Learning to a high standard within the time frame given
- Catching up with Home Learning if missed during absence
- Seeking additional guidance and support with Home Learning where necessary
- Adhering to sanctions issued if Home Learning is not completed without good reason

Recording Home Learning

Home Learning will be set by subject teachers in lessons and will also be communicated to students (and to parents) using epraise.

Students are expected to:

- Record basic information about home learning in their learning journal (student planner)
 - subject, summary of task, date set, date due in.
- Check epraise every day for Home Learning updates (using the planner or notification sections)
- Use epraise to record Home Learning has been completed.

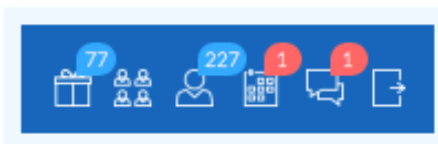


Using epraise for Home Learning

Student's view

Students will have access to their own Planner by going to Me > Planner.

The diary layout makes it really easy for students to see when their homework has been set and when it is due in. If they have homework due within the next 5 days there will be a red circle to indicate this by the planner icon in the top right hand side of the screen.



The diary opens up showing the homework that is due, with options to look at 'Set only' or 'Due and Set' on the right hand side. There is also a handy key to indicate whether the homework has either been Set, Due, Overdue or Completed.

Planner

Weekly Due

Show

By due date

By set date

Both due & set

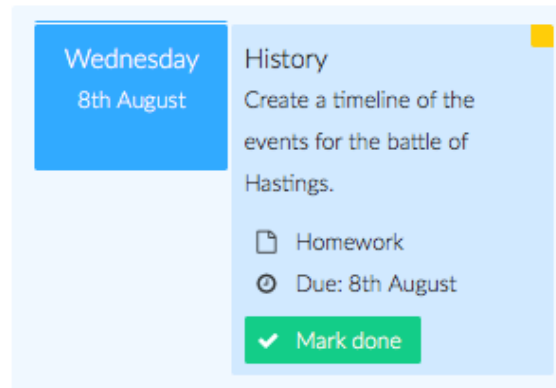
Key

- Set
- Due
- Overdue
- Completed
- Not homework

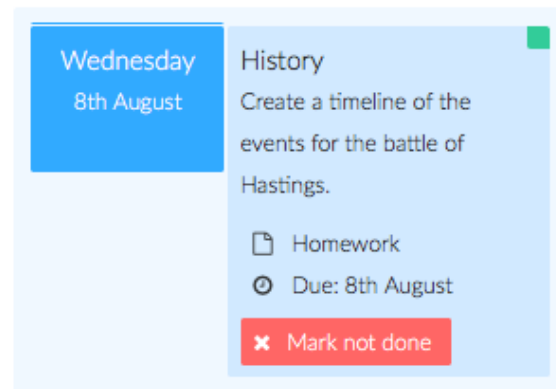
↑				
Sunday 12th August				
Monday 13th August	Art Please bring an old shirt for work today.			
Tuesday 14th August	English Read chapters 10-16			
Wednesday 15th August	German Memorise the list of translation in prep for next	Religious Ed Please go onto BBC bitesize and finish watching those		
Thursday 16th August	7A Don't forget your consent forms for the year 7 school			
Friday 17th August	English Using empathy as a theme, write up an analysis of each	Religious Ed Going into the village to have a look at the old church and	Science Finish off your written experiment. Don't forget to	
Saturday 18th August				
↓				

epraise

Students can click on the homework note to view the homework details and download any attachments by clicking the blue cloud icon. They can mark the homework as complete by clicking on the green Mark done button. This will update the homework in the diary view to show as Completed with a green icon.



If they accidentally mark homework as completed, they can quickly undo this by opening the homework and clicking the red Mark not done button.



Geography - 11E/Ge2 - 17th September 2019

Complete the A3 revision exam style question sheet on rainforests. (characteristics, deforestation, management).

Use your KITE booklets to make flash cards or write cumulative quiz questions to learn coasts vocabulary (Key words 1-10: Abrasion to Chemical weathering).

Homework

Due in 7 days (24/09/2019)

✖ Not done

Sociology - 11B/So1 - 6th September 2019

Complete ONE 12 mark question from the Families or Education section of the 2019 GCSE paper. Please remember to write the question at the top of your answer! The attached document will help you to structure your response.

Homework

Due 5 days ago (12/09/2019)

✔ Done

Photograph - 11D/Pt1 - 12th September 2019

Fully complete Critical Analysis

Homework

Due Yesterday (16/09/2019)

Download

✔ Done

Dance - 11A/Da1 - 13th September 2019

Please create a collage of images from Artificial Things, giving a visual overview. Prepare to discuss with Ms Arnold at the next lesson on Monday.

Homework

Due Yesterday (16/09/2019)

✔ Done

Geography - 11E/Ge2 - 10th September 2019

Complete summary notes on causes of deforestation.

Answer the deforestation questions using the resource in your exercise book..

Homework

Due in Today (17/09/2019)

✔ Done

Home Learning

Rewards and Sanctions

Students will be issued with praise points for Home Learning in accordance with the college policy.

Where students produce exceptional quality Home Learning, either in of effort or outcome, this may be rewarded by college accolades.

Sanctions will be applied where students have failed to complete Home Learning on time or to an acceptable standard.

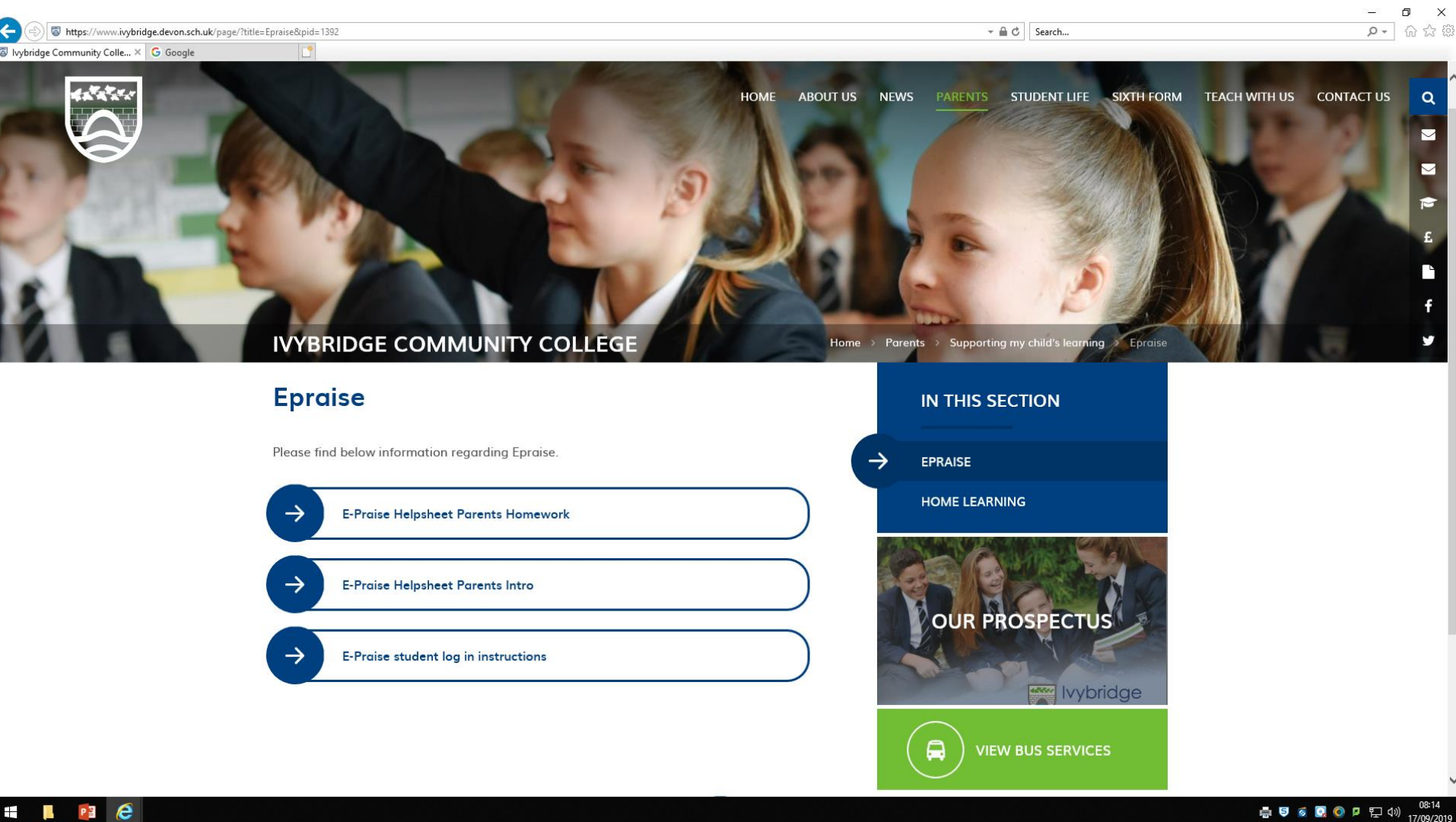
First failed Home Learning: Demerit

Second failed Home Learning: Subject Teacher Detention

Third failed Home Learning: Subject Department Detention

Where there are continued concerns about the completion and quality of student Home Learning, this will be followed up by the Pastoral Team for the year group (Pastoral Lead and Academic Performance Lead).

EPRAISE information on the College Website



The screenshot shows a web browser displaying the Ivybridge Community College website. The address bar shows the URL: <https://www.ivybridge.devon.sch.uk/page/?title=Epraise&pid=1392>. The website header features the school's crest on the left and a navigation menu with links: HOME, ABOUT US, NEWS, **PARENTS** (highlighted), STUDENT LIFE, SIXTH FORM, TEACH WITH US, and CONTACT US. Below the navigation menu is a banner image of students in a classroom. The main content area is titled "Epraise" and includes the text "Please find below information regarding Epraise." followed by three buttons with right-pointing arrows: "E-Praise Helpsheet Parents Homework", "E-Praise Helpsheet Parents Intro", and "E-Praise student log in instructions". To the right of this content is a sidebar with a blue header "IN THIS SECTION" containing two links: "EPRAISE" and "HOME LEARNING". Below this is a section titled "OUR PROSPECTUS" with an image of students and the Ivybridge logo. At the bottom of the sidebar is a green button with a bus icon and the text "VIEW BUS SERVICES". The Windows taskbar at the bottom shows the date and time as 08:14 17/09/2019.

IVYBRIDGE COMMUNITY COLLEGE

Epraise

Please find below information regarding Epraise.

- E-Praise Helpsheet Parents Homework
- E-Praise Helpsheet Parents Intro
- E-Praise student log in instructions

IN THIS SECTION

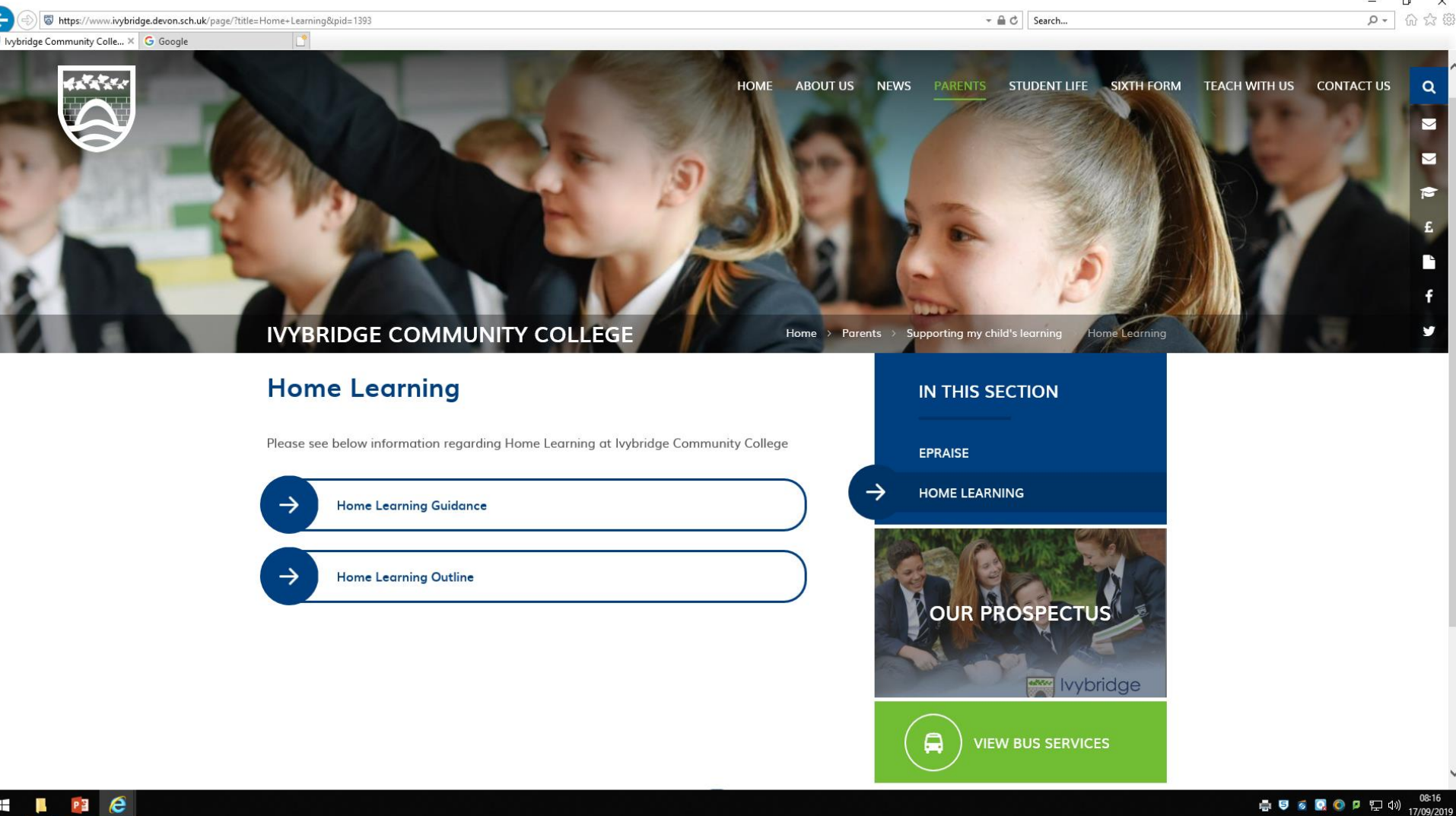
- EPRAISE
- HOME LEARNING

OUR PROSPECTUS

Ivybridge

VIEW BUS SERVICES

Home Learning information on the College Website



The screenshot shows a web browser displaying the Ivybridge Community College website. The address bar shows the URL: <https://www.ivybridge.devon.sch.uk/page/?title=Home+Learning&pid=1393>. The website features a header with a navigation menu: HOME, ABOUT US, NEWS, PARENTS (highlighted), STUDENT LIFE, SIXTH FORM, TEACH WITH US, and CONTACT US. A search bar is located on the right. Below the header is a large banner image of students in a classroom. The main content area is titled "HOME LEARNING" and includes a sub-header "Please see below information regarding Home Learning at Ivybridge Community College". There are two buttons with arrows pointing right: "Home Learning Guidance" and "Home Learning Outline". On the right side, there is a sidebar with a section titled "IN THIS SECTION" containing links for "EPRAISE" and "HOME LEARNING" (highlighted). Below this is a section titled "OUR PROSPECTUS" with an image of students and a button labeled "VIEW BUS SERVICES". The footer of the website displays the motto: "Opportunity • Endeavour • Excellence • Achievement at Ivybridge".

IVYBRIDGE COMMUNITY COLLEGE

Home Learning

Please see below information regarding Home Learning at Ivybridge Community College

→ Home Learning Guidance

→ Home Learning Outline

IN THIS SECTION

EPRAISE

→ HOME LEARNING

OUR PROSPECTUS

VIEW BUS SERVICES

Opportunity • Endeavour • Excellence • Achievement at Ivybridge

THANK YOU FOR COMING!

NEXT Parent Forum
Tuesday 3 December
5-6.15pm

NEXT ParentMeet
Tuesday 19 November
5-6.15pm